

PAPERLESS OFFICE?

Jalema Blueprint Filing Systems



JALEMA BLUEPRINT FILING SYSTEMS

Experts have been talking about the paperless office for years but even with current scanning technologies, people are still working with hard-copy documents on a daily basis. The truth of the matter is that as large format copiers and printers become more affordable, offices now have the capability to produce large format documents in-house creating more paper. Jalema offers a solution for managing these large format documents while a job is active and when the job is finished.



www.blueprintfiling.com
www.jalema.com



Jalema, Inc.

7397 Washington Blvd.
Elkridge, MD 21075, USA
Tel. (800) 352-5362
Tel. 410-796-5411
Fax. 410-796-3090
info@jalema.com


JALEMA BLUEPRINT FILING SYSTEMS



Blueprint Hanger Clamp

Aluminum clamps hold up to 100 blueprints and come in 24" and 36" sizes. No additional hangers needed since the clamp hangs on special Duo-profile bars.

Prod. Nr.	Description
5634400	Hanging clamp 24"
5634600	Hanging clamp 36"



Drawing Strips

Drawing Strips are used for individual drawings and come in sizes 18", 24" and 36" sizes.

Prod. Nr.	Description
5622200	Drawing Strip (18") for individual drawings. 200/bx.
5622300	Drawing Strip (25") for individual drawings. 200/bx.
5622500	Drawing Strip (35") for individual drawings. 100/bx.



Staple Strips

Staple Strips allow you staple up to 50 sheets and come in 24" and 36" sizes. They are also marked for 18" and 30" sheet positioning. Just center the sheets in the strip and staple with a heavy-duty stapler. Index flags and colored labels are applied to the end of the strip for easy identification.

Prod. Nr.	Description
5632400	Hanging Staple Strips (24") for up to 50 drawings. Also scored for 18" sheet size positioning. 25/bx.
5633600	Hanging Staple Strips (36") for up to 50 drawings. Also scored for 30" sheet size positioning. 25/bx.



Codetabs and Flags

Files and strips can be located easily and quickly thanks to Jalema's Codetabs and Flags.

See general catalog and general price list for indexing options.



Wall racks

Wall racks come in 31" or 63" and can hold up to a 24" x 36" drawing. Custom lengths are also available.

Prod. Nr.	Description
5810800	Wall filing rack 31 1/2" long. Maximum load 220 lbs.
5811600	Wall filing rack, 63" long.



Wall units

8" Wall units will hold up to 36" x 48" drawings

Prod. Nr.	Description
5812500	Wall-unit, size 8"; max. load 55 lbs./bar.




Table arms

Table arms attach to furniture and help up to 24" x 36" size drawings on a 6" bar.

Prod. Nr.	Description
6431200	Attaches to a table for hanging files while jobs are in progress. Height is 20 1/2"; max. load 40 lbs./bar.



Adapters/ Bars

A selection of adapters are available for installing custom cut bars inside cabinets, racks and shelving.


Prod. Nr.	Description
5803300	Profile Supports/Side Brackets for metal cabinets or racks (9"-13"); set of 2 pieces.
5805000	Profile Supports/Side Brackets for metal cabinets or racks (13"-24"); set of 2 pieces.
5801900	Brackets for profile bars in wooden cabinets; with wood screws; set of 2 pieces.
9705300	Duo-profile bar sold by the meter (39.37").



Offset rack

Offset racks are available for drawings up to 34" x 43" (36"x48" with modification kit) and come as a single level base unit. A stackable top is available if needed.

Prod. Nr.	Description
6480500	Base Unit; for files up to and including 34"x43"
6481000	Top; for files up to and including 34" x 43". (9" clearance needed)



Uni-rack

Uni-racks with 2 levels are available for up to 24" x 36" drawings. This enables you to triple your capacity when compared to flat file cabinets.

Prod. Nr.	Description
6455002	Basic unit, 2 duo-profile levels. Size WxDxH: 39 3/8" x 21 5/8" x 89 5/8".
6455502	Extension unit, 2 duo-profile levels. Size WxDxH: 38 1/2" x 21 5/8" x 89 5/8".



Carts

Mobile carts allow you to transport active jobs quickly and easily and come in 2 styles. The Metro Cart can also be customized to accommodate different space requirements.

Prod. Nr.	Description
6419500	The Grafi-Trolley is used for active jobs that require mobility and is aesthetically designed for modern offices. This cart holds up to 32"x42" material.
MCE63	The Metro Cart econo version utilizes industry standard wire style shelving for use with Jalema products. Jalema bars are



installed into the cart for a more rugged yet clean look. Custom sizes are available. Bar assemblies can also be ordered for existing cart/racks. This cart will hold up to 36"x48" drawings. (Dimensions: 24"W x 24"D x 65"H)

Jalema, Inc.
 7397 Washington Blvd.
 Elkridge, MD 21075, USA
 Tel. (800) 352-5362 • Tel. 410-796-5411
 Fax. 410-796-3090
 www.blueprintfiling.com
 info@jalema.com